

Signify Classified - Internal
Cooper Lighting Solutions Photometric Lab
1121 Highway 74 South
Peachtree City, GA 30269



Scaled data based on original data using
LM-79-08 Approved Method: Electrical and Photometric Measurements of Solid-
State Lighting Products

Test Report Prepared for
Cooper Lighting Solutions
(formerly Eaton)

Brand: STREETWORKS

Report Number: P868149

Luminaire Tested: **MEM2-HSN-SA-40-740-U-T4W-HSS**

Issue Date: 08/21/2024



Test Information

Test Method: LM-79-08
Report Number: P868149
Test Lab: INNOVATION CENTER(G3)
Issue Date: 08/21/2024
Manufacturer: COOPER LIGHTING SOLUTIONS (FORMERLY EATON)
Product Line: STREETWORKS
Catalog Number: MEM2-HSN-SA-40-740-U-T4W-HSS
Description: EPIC MODERN SHORT HOUSING DISCRETE LED ARRAYS 40W 70CRI 4000K
FIXTURE w/ TYPE IV WIDE DISTRIBUTION OPTIC AND HOUSE SIDE SHIELD
Light Source: (10) 4000K CCT, 70 CRI LEDS
Ballast/Driver: ELECTRONIC DRIVER

Summary

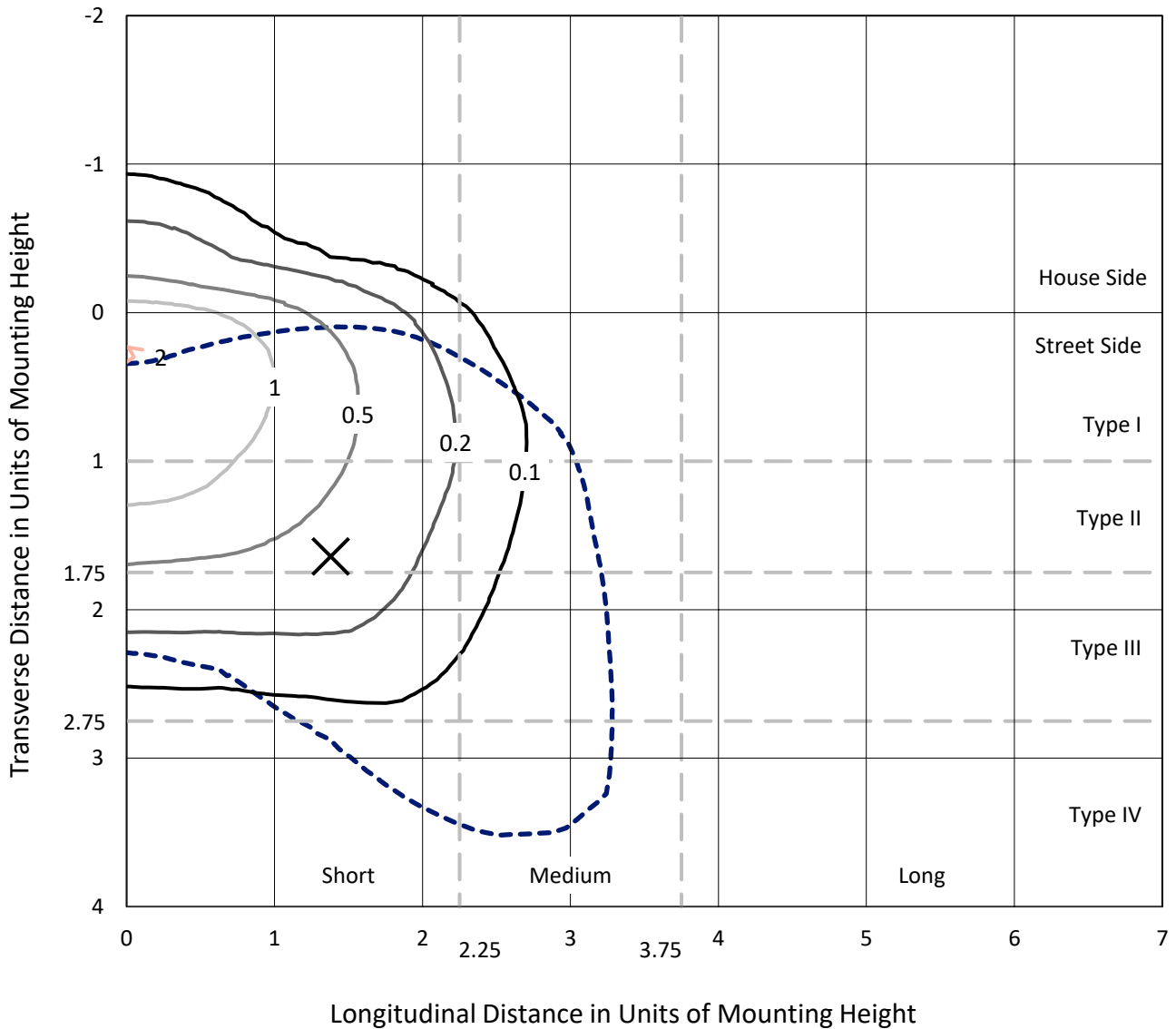
Lumens per Lamp: N/A
Luminaire Lumens: 3505.6 lumens
Efficiency: N/A
Efficacy: 106.9 lumens/watt
Luminous Opening: Rectangular (W 0.33' x L: 0.33' x H: 0')
IES Classification: Type IV - Short
BUG Rating: B1 - U0 - G1

Input Watts (W): 32.8
Input Voltage (V): 120
Input Current (A_{in}): NR
Voltage Rise (V): NR
Power Factor: 0.99
Total Harmonic Distortion (THDi): 9.76%
Frequency (hertz): 60
Stabilization Time: NR
Operation Time: NR
Ambient Temperature (°C): NR
Test Distance: 24 FT

REPORT NUMBER: P868149
 CATALOG NUMBER: MEM2-HSN-SA-40-740-U-T4W-HSS

Iso-Footcandle Lines of Horizontal Illumination

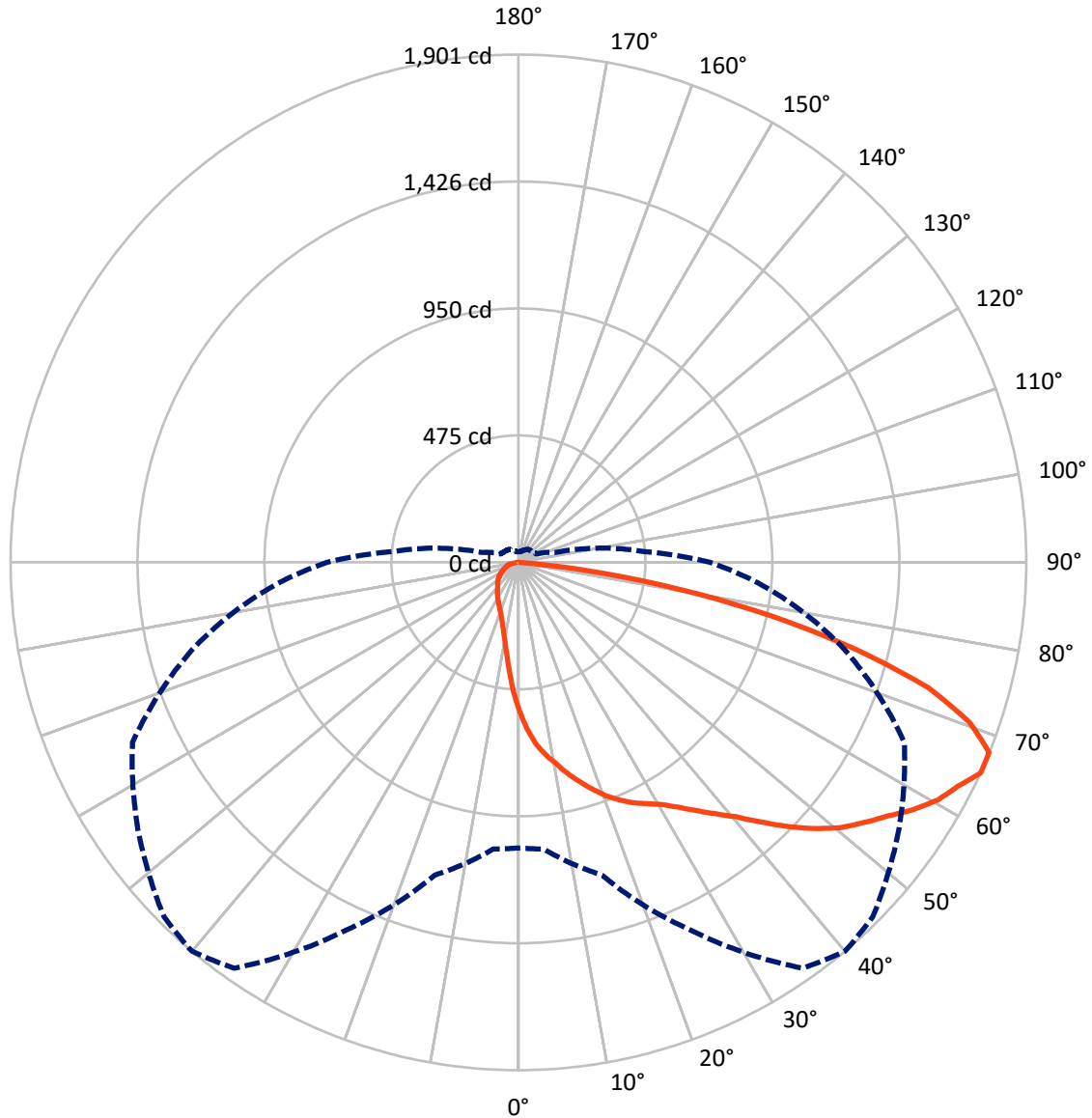
× Max cd
 - - - 1/2 Max cd



Based on 20 foot mounting height. Maximum calculated value = 2 fc
 Type IV - Short - N/A

REPORT NUMBER: P868149
CATALOG NUMBER: MEM2-HSN-SA-40-740-U-T4W-HSS

Luminous Intensity Polar Plot



— Vertical Plane Through 40-Deg Lateral - - - Horizontal Cone Through 65-Deg Vertical

REPORT NUMBER: P868149

CATALOG NUMBER: MEM2-HSN-SA-40-740-U-T4W-HSS

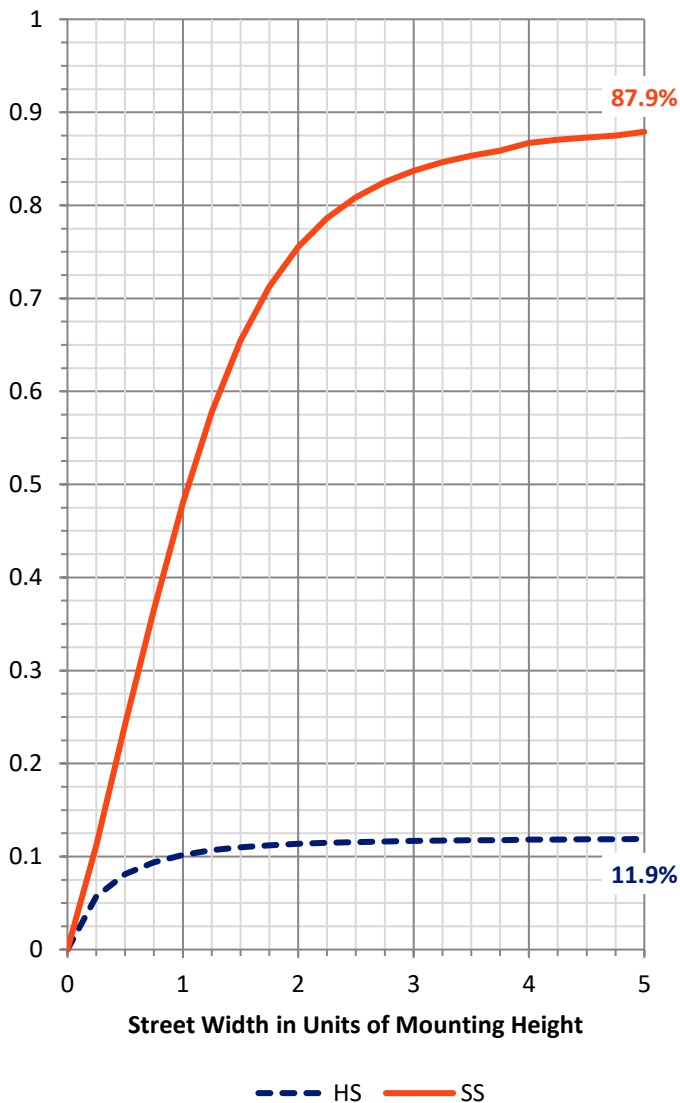
FLUX DISTRIBUTION:

		Downward	Upward	Total
House Side	Lumens	419.7	0.0	419.7
	% Fixture	12.0	0.0	12.0
Street Side	Lumens	3085.9	0.0	3085.9
	% Fixture	88.0	0.0	88.0
Total	Lumens	3505.6	0.0	3505.6
	% Fixture	100.0	0.0	100.0

ZONAL LUMENS:

Zone	Lumens	% Fixture
0°-10°	52.2	1.5
10°-20°	156.8	4.5
20°-30°	269.8	7.7
30°-40°	407.9	11.6
40°-50°	596.4	17.0
50°-60°	761.7	21.7
60°-70°	760.2	21.7
70°-80°	445.8	12.7
80°-90°	54.9	1.6
90°-100°	0.0	0.0
100°-110°	0.0	0.0
110°-120°	0.0	0.0
120°-130°	0.0	0.0
130°-140°	0.0	0.0
140°-150°	0.0	0.0
150°-160°	0.0	0.0
160°-170°	0.0	0.0
170°-180°	0.0	0.0
0°-90°	3505.6	100.0
0°-180°	3505.6	100.0

Coefficient of Utilization



REPORT NUMBER: P868149

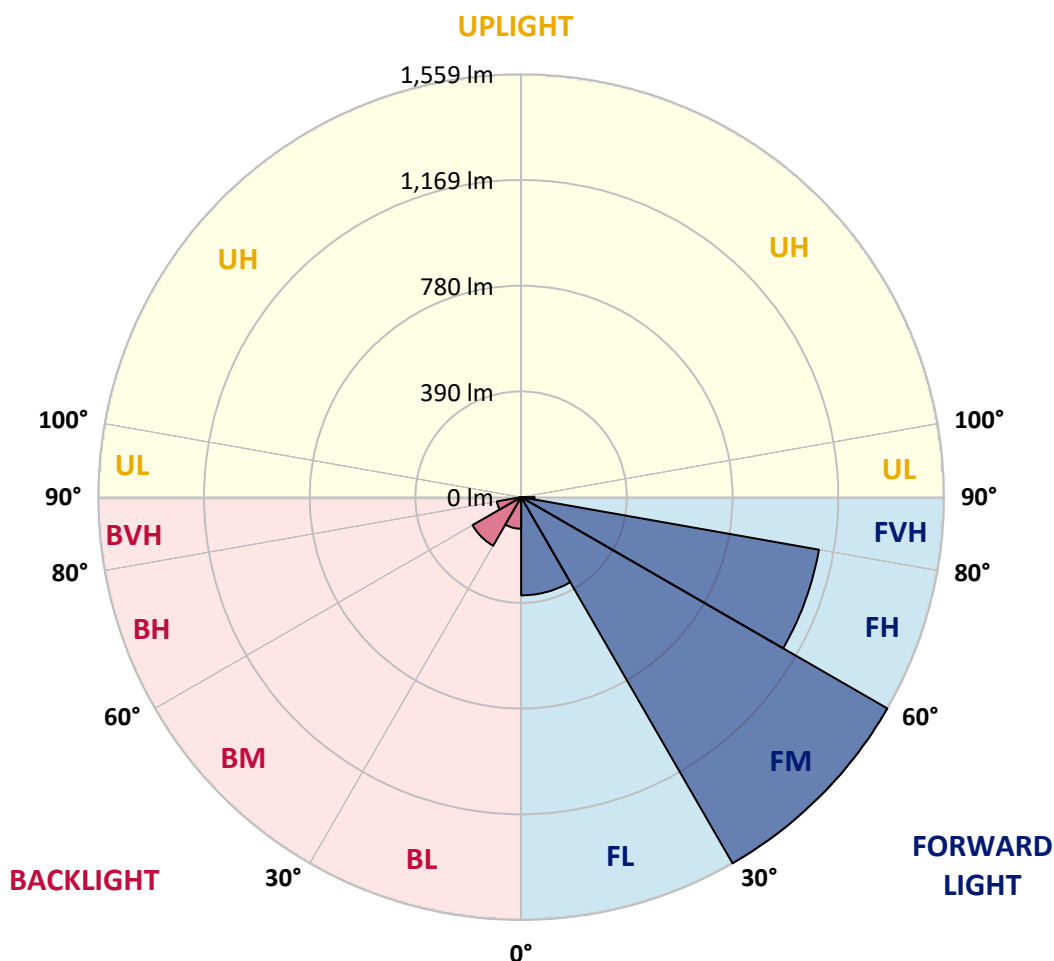
CATALOG NUMBER: MEM2-HSN-SA-40-740-U-T4W-HSS

LUMINAIRE CLASSIFICATION SYSTEM LUMEN TABLE AND BUG RATING:

Zone		Lumens	% Fixture	Zone Rating/Lumen Limit		
				B	U	G
FL	(0°-30°)	362.1	10.3			
FM	(30°-60°)	1559.1	44.5			
FH	(60°-80°)	1115.1	31.8			G1/1800
FVH	(80°-90°)	49.6	1.4			G1/100
BL	(0°-30°)	116.7	3.3	B1/500		
BM	(30°-60°)	206.8	5.9	B0/220		
BH	(60°-80°)	90.9	2.6	B0/110		G0/110
BVH	(80°-90°)	5.3	0.2			G0/10
UL	(90°-100°)	0.0	0.0		U0/0	
UH	(100°-180°)	0.0	0.0		U0/0	

BUG Rating: B1-U0-G1

Type IV Short





REPORT NUMBER: P868149

CATALOG NUMBER: MEM2-HSN-SA-40-740-U-T4W-HSS

CANDELA DISTRIBUTION (FULL):

	0°	5°	15°	25°	35°	40°	45°	55°	65°	75°	85°
0°	557.2	557.2	557.2	557.2	557.2	557.2	557.2	557.2	557.2	557.2	557.2
2.5°	650.1	647.2	641.2	636.3	629.4	623.4	617.5	606.6	592.8	581.0	566.1
5°	714.3	709.4	705.4	699.5	687.7	682.7	678.8	656.0	632.3	607.6	575.0
7.5°	759.8	763.7	755.8	746.9	732.1	726.2	720.3	697.5	667.9	632.3	585.9
10°	812.2	813.1	803.3	792.4	776.6	764.7	756.8	729.2	696.6	657.0	597.8
12.5°	862.5	862.5	856.6	840.8	820.1	809.2	795.4	763.7	724.2	677.8	611.6
15°	903.0	905.0	900.1	888.2	865.5	850.7	836.9	800.3	749.9	701.5	622.5
17.5°	939.6	938.6	935.7	924.8	903.0	891.2	877.4	836.9	779.5	720.3	639.2
20°	964.3	964.3	963.3	957.4	941.6	932.7	915.9	873.4	812.2	747.9	657.0
22.5°	983.1	982.1	982.1	983.1	974.2	965.3	958.4	915.9	845.7	771.6	674.8
25°	998.9	997.9	1000.9	1002.8	998.9	996.9	989.0	956.4	887.2	799.3	692.6
27.5°	1019.6	1022.6	1021.6	1021.6	1020.6	1022.6	1021.6	993.9	927.7	828.9	711.4
30°	1052.2	1057.2	1054.2	1050.3	1050.3	1051.3	1056.2	1038.4	975.2	865.5	732.1
32.5°	1128.3	1123.4	1102.6	1088.8	1090.8	1091.8	1096.7	1086.8	1022.6	907.0	753.9
35°	1215.3	1209.3	1186.6	1155.0	1144.1	1140.2	1139.2	1133.3	1074.0	951.5	779.5
37.5°	1327.9	1329.9	1296.3	1250.8	1218.2	1193.5	1188.6	1175.7	1118.4	992.0	806.2
40°	1442.5	1434.6	1406.0	1361.5	1297.3	1251.8	1237.0	1219.2	1168.8	1034.5	831.9
42.5°	1553.2	1538.3	1500.8	1452.4	1377.3	1327.9	1294.3	1271.6	1215.3	1080.9	856.6
45°	1697.4	1654.9	1587.7	1544.3	1450.4	1409.9	1379.3	1328.9	1270.6	1127.3	886.3
47.5°	1811.0	1729.0	1667.8	1649.0	1526.5	1488.9	1461.3	1391.1	1326.9	1179.7	916.9
50°	1790.3	1739.9	1725.1	1708.3	1583.8	1561.1	1535.4	1462.3	1384.2	1235.0	946.5
52.5°	1736.9	1742.9	1761.6	1733.0	1634.2	1618.4	1601.6	1538.3	1441.5	1280.5	973.2
55°	1694.5	1706.3	1756.7	1747.8	1694.5	1676.7	1664.8	1613.4	1496.8	1322.0	995.9
57.5°	1617.4	1607.5	1670.7	1773.5	1758.7	1744.8	1733.0	1692.5	1553.2	1351.6	1010.7
60°	1495.9	1459.3	1544.3	1741.9	1803.1	1805.1	1798.2	1751.8	1598.6	1351.6	1002.8
62.5°	1324.9	1290.4	1395.1	1636.2	1826.8	1845.6	1841.7	1772.5	1618.4	1322.0	972.2
65°	1069.0	1076.9	1212.3	1516.6	1854.5	1900.9	1876.2	1738.9	1593.7	1264.7	903.0
67.5°	853.6	877.4	998.9	1361.5	1841.7	1900.0	1865.4	1644.1	1488.0	1184.6	797.3
70°	673.8	689.6	790.4	1152.0	1729.0	1790.3	1746.8	1498.8	1309.1	1061.1	663.0
72.5°	526.6	541.4	627.4	921.8	1533.4	1604.5	1550.2	1303.2	1085.8	900.1	526.6
75°	400.1	411.0	475.2	710.4	1221.2	1310.1	1270.6	1043.3	847.7	712.4	403.1
77.5°	257.9	272.7	344.8	498.0	862.5	969.2	974.2	779.5	609.6	514.8	296.4
80°	170.9	176.9	221.3	324.1	530.6	613.6	642.2	526.6	389.3	328.0	213.4
82.5°	71.1	79.0	105.7	163.0	265.8	266.8	305.3	222.3	158.1	139.3	89.9
85°	2.0	4.0	3.0	7.9	6.9	10.9	12.8	17.8	12.8	13.8	13.8
87.5°	0.0	0.0	1.0	1.0	2.0	2.0	2.0	2.0	2.0	3.0	2.0
90°	0.0	0.0	0.0	0.0	0.0	0.0	0.0	0.0	0.0	0.0	0.0



REPORT NUMBER: P868149

CATALOG NUMBER: MEM2-HSN-SA-40-740-U-T4W-HSS

CANDELA DISTRIBUTION (continued):

	90°	95°	105°	115°	125°	135°	145°	155°	165°	175°	180°
0°	557.2	557.2	557.2	557.2	557.2	557.2	557.2	557.2	557.2	557.2	557.2
2.5°	559.2	550.3	532.5	518.7	503.9	493.0	483.1	472.3	465.4	466.3	459.4
5°	559.2	542.4	506.9	475.2	446.6	425.8	403.1	385.3	372.5	370.5	376.4
7.5°	562.2	534.5	481.2	433.7	394.2	361.6	337.9	320.1	311.2	305.3	304.3
10°	565.1	528.6	457.5	397.2	347.8	312.2	291.5	271.7	261.8	260.8	257.9
12.5°	567.1	521.7	435.7	360.6	309.2	275.7	254.9	239.1	231.2	231.2	230.2
15°	574.0	519.7	413.0	333.0	279.6	247.0	229.2	216.4	211.4	208.5	207.5
17.5°	580.0	515.7	393.2	305.3	252.9	224.3	207.5	198.6	193.7	191.7	190.7
20°	588.9	513.8	374.5	282.6	233.2	205.5	192.7	184.8	181.8	179.8	179.8
22.5°	597.8	511.8	355.7	262.8	216.4	191.7	179.8	172.9	169.9	169.0	168.0
25°	608.6	510.8	339.9	246.0	201.6	180.8	169.9	164.0	160.1	158.1	158.1
27.5°	619.5	511.8	324.1	229.2	188.7	170.9	160.1	153.1	150.2	146.2	147.2
30°	634.3	512.8	311.2	215.4	177.8	161.0	151.2	142.3	138.3	136.3	136.3
32.5°	649.1	516.7	298.4	202.5	167.0	153.1	141.3	133.4	128.4	127.5	126.5
35°	664.9	519.7	286.5	191.7	158.1	144.3	132.4	124.5	120.5	119.6	119.6
37.5°	682.7	524.6	277.6	181.8	149.2	135.4	124.5	116.6	113.6	112.6	112.6
40°	701.5	532.5	270.7	172.9	142.3	127.5	117.6	110.7	108.7	107.7	107.7
42.5°	720.3	539.5	264.8	166.0	135.4	120.5	112.6	105.7	102.8	102.8	102.8
45°	738.1	544.4	258.9	159.1	128.4	115.6	106.7	100.8	97.8	97.8	97.8
47.5°	753.9	549.3	250.0	152.2	121.5	108.7	101.8	95.8	92.9	92.9	92.9
50°	770.7	552.3	240.1	143.3	114.6	103.7	96.8	89.9	87.9	86.9	86.9
52.5°	784.5	552.3	227.2	134.4	106.7	96.8	90.9	85.0	82.0	80.0	80.0
55°	794.4	552.3	213.4	123.5	98.8	90.9	85.0	79.0	75.1	72.1	72.1
57.5°	800.3	549.3	197.6	110.7	90.9	83.0	79.0	72.1	64.2	58.3	56.3
60°	795.4	540.4	180.8	96.8	82.0	76.1	73.1	64.2	53.4	50.4	50.4
62.5°	774.6	519.7	164.0	85.0	75.1	69.2	66.2	56.3	48.4	45.4	45.4
65°	716.3	469.3	143.3	74.1	67.2	63.2	59.3	50.4	43.5	39.5	39.5
67.5°	631.3	405.1	119.6	65.2	60.3	57.3	54.3	45.4	38.5	34.6	34.6
70°	511.8	327.0	101.8	57.3	53.4	51.4	48.4	41.5	33.6	30.6	30.6
72.5°	402.1	256.9	85.0	51.4	49.4	45.4	43.5	36.6	30.6	27.7	27.7
75°	299.4	191.7	75.1	45.4	45.4	40.5	39.5	32.6	26.7	24.7	24.7
77.5°	220.3	142.3	65.2	39.5	39.5	35.6	33.6	28.7	24.7	22.7	22.7
80°	149.2	96.8	48.4	29.6	29.6	28.7	26.7	24.7	20.7	18.8	17.8
82.5°	63.2	40.5	23.7	14.8	13.8	10.9	8.9	6.9	6.9	5.9	5.9
85°	10.9	4.9	4.9	4.0	3.0	3.0	3.0	2.0	2.0	2.0	2.0
87.5°	2.0	2.0	2.0	2.0	2.0	2.0	1.0	1.0	1.0	1.0	1.0
90°	0.0	0.0	0.0	0.0	0.0	0.0	0.0	0.0	0.0	0.0	0.0

LM-79-2019: Approved Method: Electrical and Photometric Measurements of Solid-State Lighting Products

Report Prepared for

Cooper Lighting Solutions

Streetworks

Report Number: SP1-2407-157-5

Test Date: 08/07/2024

Luminaire Tested: MEM2-HTN-SA-40-740-U-5WQ-2

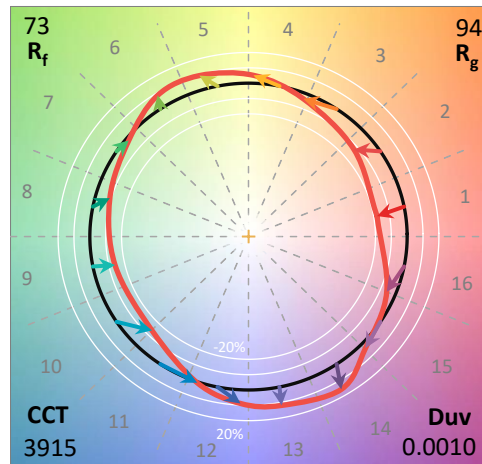
Data in this report applies to families of products including MEM2-HTN-SA-40-740-U-5WQ-2

Test Information

Test Method: LM-79-2019
 Report Number: SP1-2407-157-5
 Test Lab: COOPER LIGHTING SOLUTIONS
 Photometer: SP1 - 76IN SPHERE
 Measurement Geometry: 4π
 Issue Date: 08/20/2024
 Manufacturer: COOPER LIGHTING SOLUTIONS
 Product Line: Streetworks
 Catalog Number: **MEM2-HTN-SA-40-740-U-5WQ-2**
 Description: Epic Modern Light Square 40W 5WQ Optic and Flare Trim

Spectral Parameters

CCT (K):	3915	CRI (Ra):	71.0	R9:	-38.4
CIE u':	0.2262	R1:	67.6	R10:	48.9
CIE v':	0.5044	R2:	78.3	R11:	65.3
Duv:	0.0010	R3:	87.1	R12:	40.4
CIE x:	0.3850	R4:	69.7	R13:	69.3
CIE y:	0.3816	R5:	67.4	R14:	92.6
CIE z:	0.2334	R6:	69.3	R15:	59.9
Peak Wavelength (nm):	449	R7:	79.7		
Dominant Wavelength (nm):	578	R8:	48.7		
Purity:	30.05482				
Rf:	73.2				
Rg:	93.9				



Test Conditions

Stabilization Time: 21M
 Operation Time: 1H 21M
 Sphere Temperature (°C): 24.2

REPORT NUMBER: SP1-2407-157-5

Measurement and Test Equipment			
Instrument	Identification Number	Calibration Date	Calibration Due Date
Photometer	IN0058	6/18/2024	12/18/2024
Power Meter	INXT2011004	2/8/2024	2/8/2025
AC Power Source	IN0063	10/24/2023	10/24/2024
DC Power Source	IN0208	10/24/2023	10/24/2024
Sphere Thermometer	IN0085	10/24/2023	10/24/2024
Room Thermometer	IN0046	10/24/2023	10/24/2024

REPORT NUMBER: SP1-2407-157-5

CIE 1931 Chromaticity Diagram



CIE 1931 Chromaticity Diagram with 2017 ANSI 7-Step and 4-Step Quadrangles



Point lies inside the ANSI 4000K 4-step quadrangle

REPORT NUMBER: SP1-2407-157-5

Photopic Flux vs. Wavelength



Photopic Lumens: NR

λ (nm)	Power W [^] /nm	Lumens (ϕ /nm)	λ (nm)	Power W [^] /nm	Lumens (ϕ /nm)	λ (nm)	Power W [^] /nm	Lumens (ϕ /nm)	λ (nm)	Power W [^] /nm	Lumens (ϕ /nm)	λ (nm)	Power W [^] /nm	Lumens (ϕ /nm)
360	0	NR	490	112	NR	620	618	NR	750	15	NR	880	0	NR
365	0	NR	495	153	NR	625	563	NR	755	13	NR	885	0	NR
370	0	NR	500	216	NR	630	510	NR	760	11	NR	890	0	NR
375	0	NR	505	291	NR	635	456	NR	765	9	NR	895	0	NR
380	0	NR	510	366	NR	640	407	NR	770	8	NR	900	0	NR
385	0	NR	515	436	NR	645	359	NR	775	7	NR	905	0	NR
390	0	NR	520	492	NR	650	316	NR	780	6	NR	910	0	NR
395	2	NR	525	536	NR	655	277	NR	785	5	NR	915	0	NR
400	4	NR	530	567	NR	660	240	NR	790	4	NR	920	0	NR
405	7	NR	535	596	NR	665	208	NR	795	4	NR	925	0	NR
410	12	NR	540	619	NR	670	179	NR	800	3	NR	930	0	NR
415	25	NR	545	644	NR	675	154	NR	805	3	NR	935	0	NR
420	51	NR	550	671	NR	680	133	NR	810	3	NR	940	0	NR
425	100	NR	555	701	NR	685	114	NR	815	2	NR	945	0	NR
430	180	NR	560	735	NR	690	98	NR	820	2	NR	950	0	NR
435	315	NR	565	768	NR	695	83	NR	825	2	NR	955	0	NR
440	514	NR	570	798	NR	700	71	NR	830	1	NR	960	0	NR
445	828	NR	575	825	NR	705	61	NR	835	1	NR	965	0	NR
450	992	NR	580	843	NR	710	52	NR	840	1	NR	970	0	NR
455	652	NR	585	848	NR	715	44	NR	845	1	NR	975	0	NR
460	382	NR	590	844	NR	720	38	NR	850	1	NR	980	0	NR
465	282	NR	595	826	NR	725	32	NR	855	1	NR	985	0	NR
470	180	NR	600	800	NR	730	28	NR	860	1	NR	990	0	NR
475	119	NR	605	762	NR	735	24	NR	865	1	NR	995	0	NR
480	101	NR	610	719	NR	740	20	NR	870	1	NR	1000	0	NR
485	98	NR	615	669	NR	745	17	NR	875	0	NR			

REPORT NUMBER: SP1-2407-157-5

Scotopic Flux vs. Wavelength



Scotopic Lumens: NR

S/P: 1.49

λ (nm)	Power $\text{W}^{\wedge}/\text{nm}$	Lumens (ϕ/nm)	λ (nm)	Power $\text{W}^{\wedge}/\text{nm}$	Lumens (ϕ/nm)	λ (nm)	Power $\text{W}^{\wedge}/\text{nm}$	Lumens (ϕ/nm)	λ (nm)	Power $\text{W}^{\wedge}/\text{nm}$	Lumens (ϕ/nm)	λ (nm)	Power $\text{W}^{\wedge}/\text{nm}$	Lumens (ϕ/nm)
360	0	NR	490	112	NR	620	618	NR	750	15	NR	880	0	NR
365	0	NR	495	153	NR	625	563	NR	755	13	NR	885	0	NR
370	0	NR	500	216	NR	630	510	NR	760	11	NR	890	0	NR
375	0	NR	505	291	NR	635	456	NR	765	9	NR	895	0	NR
380	0	NR	510	366	NR	640	407	NR	770	8	NR	900	0	NR
385	0	NR	515	436	NR	645	359	NR	775	7	NR	905	0	NR
390	0	NR	520	492	NR	650	316	NR	780	6	NR	910	0	NR
395	2	NR	525	536	NR	655	277	NR	785	5	NR	915	0	NR
400	4	NR	530	567	NR	660	240	NR	790	4	NR	920	0	NR
405	7	NR	535	596	NR	665	208	NR	795	4	NR	925	0	NR
410	12	NR	540	619	NR	670	179	NR	800	3	NR	930	0	NR
415	25	NR	545	644	NR	675	154	NR	805	3	NR	935	0	NR
420	51	NR	550	671	NR	680	133	NR	810	3	NR	940	0	NR
425	100	NR	555	701	NR	685	114	NR	815	2	NR	945	0	NR
430	180	NR	560	735	NR	690	98	NR	820	2	NR	950	0	NR
435	315	NR	565	768	NR	695	83	NR	825	2	NR	955	0	NR
440	514	NR	570	798	NR	700	71	NR	830	1	NR	960	0	NR
445	828	NR	575	825	NR	705	61	NR	835	1	NR	965	0	NR
450	992	NR	580	843	NR	710	52	NR	840	1	NR	970	0	NR
455	652	NR	585	848	NR	715	44	NR	845	1	NR	975	0	NR
460	382	NR	590	844	NR	720	38	NR	850	1	NR	980	0	NR
465	282	NR	595	826	NR	725	32	NR	855	1	NR	985	0	NR
470	180	NR	600	800	NR	730	28	NR	860	1	NR	990	0	NR
475	119	NR	605	762	NR	735	24	NR	865	1	NR	995	0	NR
480	101	NR	610	719	NR	740	20	NR	870	1	NR	1000	0	NR
485	98	NR	615	669	NR	745	17	NR	875	0	NR			

REPORT NUMBER: SP1-2407-157-5

Melanopic Flux vs. Wavelength



Melanopic Lumens: NR

M/P: 2.88

λ (nm)	Power W [^] /nm	Lumens (φ/nm)	λ (nm)	Power W [^] /nm	Lumens (φ/nm)	λ (nm)	Power W [^] /nm	Lumens (φ/nm)	λ (nm)	Power W [^] /nm	Lumens (φ/nm)	λ (nm)	Power W [^] /nm	Lumens (φ/nm)
360	0	NR	490	112	NR	620	618	NR	750	15	NR	880	0	NR
365	0	NR	495	153	NR	625	563	NR	755	13	NR	885	0	NR
370	0	NR	500	216	NR	630	510	NR	760	11	NR	890	0	NR
375	0	NR	505	291	NR	635	456	NR	765	9	NR	895	0	NR
380	0	NR	510	366	NR	640	407	NR	770	8	NR	900	0	NR
385	0	NR	515	436	NR	645	359	NR	775	7	NR	905	0	NR
390	0	NR	520	492	NR	650	316	NR	780	6	NR	910	0	NR
395	2	NR	525	536	NR	655	277	NR	785	5	NR	915	0	NR
400	4	NR	530	567	NR	660	240	NR	790	4	NR	920	0	NR
405	7	NR	535	596	NR	665	208	NR	795	4	NR	925	0	NR
410	12	NR	540	619	NR	670	179	NR	800	3	NR	930	0	NR
415	25	NR	545	644	NR	675	154	NR	805	3	NR	935	0	NR
420	51	NR	550	671	NR	680	133	NR	810	3	NR	940	0	NR
425	100	NR	555	701	NR	685	114	NR	815	2	NR	945	0	NR
430	180	NR	560	735	NR	690	98	NR	820	2	NR	950	0	NR
435	315	NR	565	768	NR	695	83	NR	825	2	NR	955	0	NR
440	514	NR	570	798	NR	700	71	NR	830	1	NR	960	0	NR
445	828	NR	575	825	NR	705	61	NR	835	1	NR	965	0	NR
450	992	NR	580	843	NR	710	52	NR	840	1	NR	970	0	NR
455	652	NR	585	848	NR	715	44	NR	845	1	NR	975	0	NR
460	382	NR	590	844	NR	720	38	NR	850	1	NR	980	0	NR
465	282	NR	595	826	NR	725	32	NR	855	1	NR	985	0	NR
470	180	NR	600	800	NR	730	28	NR	860	1	NR	990	0	NR
475	119	NR	605	762	NR	735	24	NR	865	1	NR	995	0	NR
480	101	NR	610	719	NR	740	20	NR	870	1	NR	1000	0	NR
485	98	NR	615	669	NR	745	17	NR	875	0	NR			

Summary

$R_f = 73.2$
 $R_g = 93.9$
 $CIE R_a = 71.0$
 $R_g = -38.4$



Color Vector Graphics

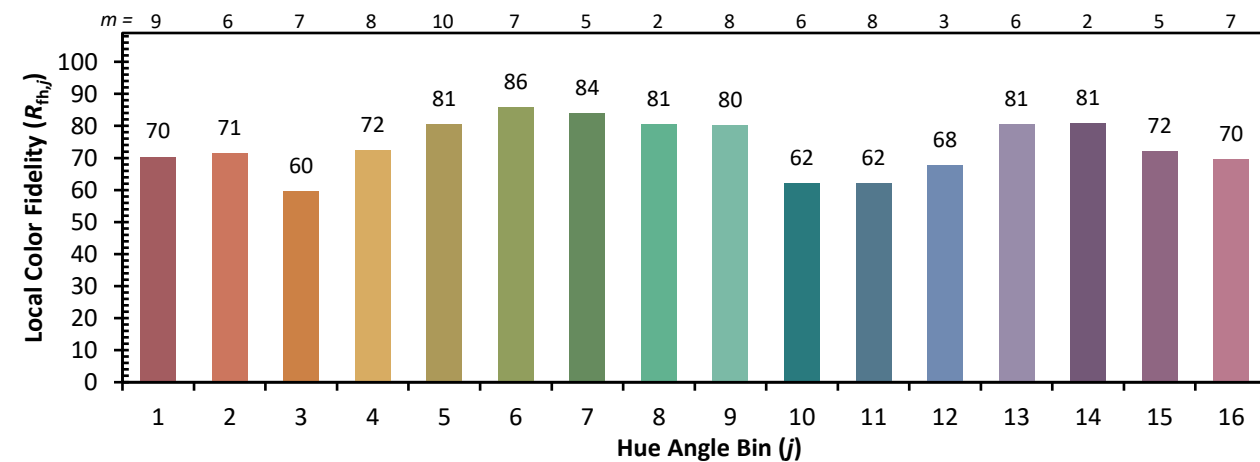


Individual Sample Fidelity Index ($R_{f,i}$)

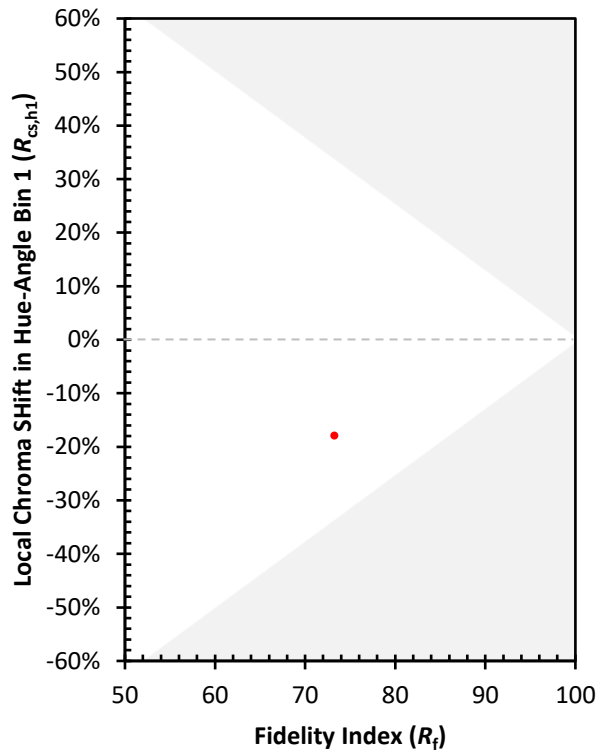
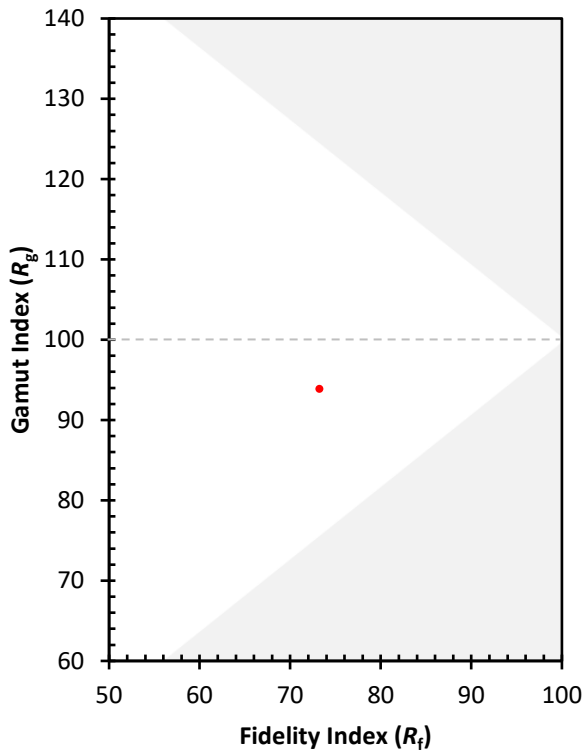
CES01 = 85	CES26 = 61	CES51 = 88	CES76 = 50
CES02 = 61	CES27 = 88	CES52 = 87	CES77 = 69
CES03 = 30	CES28 = 81	CES53 = 77	CES78 = 53
CES04 = 70	CES29 = 65	CES54 = 84	CES79 = 81
CES05 = 47	CES30 = 81	CES55 = 83	CES80 = 78
CES06 = 50	CES31 = 69	CES56 = 73	CES81 = 77
CES07 = 40	CES32 = 60	CES57 = 72	CES82 = 91
CES08 = 39	CES33 = 76	CES58 = 73	CES83 = 89
CES09 = 29	CES34 = 70	CES59 = 85	CES84 = 86
CES10 = 74	CES35 = 83	CES60 = 89	CES85 = 77
CES11 = 57	CES36 = 91	CES61 = 81	CES86 = 71
CES12 = 63	CES37 = 79	CES62 = 85	CES87 = 76
CES13 = 42	CES38 = 92	CES63 = 72	CES88 = 80
CES14 = 74	CES39 = 96	CES64 = 64	CES89 = 70
CES15 = 71	CES40 = 91	CES65 = 61	CES90 = 79
CES16 = 46	CES41 = 93	CES66 = 57	CES91 = 74
CES17 = 49	CES42 = 80	CES67 = 54	CES92 = 57
CES18 = 56	CES43 = 76	CES68 = 63	CES93 = 74
CES19 = 72	CES44 = 99	CES69 = 73	CES94 = 51
CES20 = 65	CES45 = 85	CES70 = 55	CES95 = 65
CES21 = 86	CES46 = 82	CES71 = 48	CES96 = 76
CES22 = 78	CES47 = 86	CES72 = 83	CES97 = 84
CES23 = 92	CES48 = 77	CES73 = 45	CES98 = 75
CES24 = 91	CES49 = 80	CES74 = 93	CES99 = 62
CES25 = 72	CES50 = 88	CES75 = 51	



Color Rendition by Hue-Angle Bin



Measure Comparisons



(END OF REPORT)